


**TOWN OF ORANGE PARK
PROPOSED AUGUST 13, 2010**

5 YEAR CAPITAL IMPROVEMENT PLAN

FOR FISCAL YEARS 2010/2011 - 2014/2015

Submitted by: Sarah J. Campbell, Interim Town Manager
Connie Wolfe, CPA – Finance Director

Submitted to: Bob Standifer, Mayor
Pete Morgan, Vice Mayor
J.B. Renninger, Councilman
Steve Howard, Councilman
Gary Meeks, Councilman




Inter-Office Correspondence Town of Orange Park

2042 Park Avenue • Orange Park, Florida 32073 • Telephone 904/278-3018

August 13, 2010

MEMORANDUM

TO : Mayor/Members of Council

FROM : Sarah Campbell, Interim Town Manager 

SUBJ : Proposed 2010/2011 Capital Program

Attached herewith is the Capital Program that I have developed for FY2010-2011. The Capital Program itself is a planning document and does not appropriate funds for any of the items identified in the Program. The operating budget will provide the funding mechanism and will become effective on October 1, 2010.

The advertisement of this plan and public hearings ran on Thursday, June 3, 2010. The first public hearing was held on Tuesday, June 22, 2010 which was continued to the July 20 meeting and again to the August 3 meeting. A special meeting has now been scheduled for August 17, 2010 to consider changes resulting from the Council workshop conducted on July 20. Additional changes have been made by staff to better quantify the actual revenues available for capital improvements. I recommend approval of the Capital Improvement Plan at the earliest possible opportunity.

If you have any suggestions or recommendations regarding this document, please contact me directly.

/sjc

cc: All Department Heads
Rob Bradley, Town Attorney

RESOLUTION NO. ____-10

WHEREAS, Section 5.07 of the Charter of the Town of Orange Park provides procedures for adoption of a Five-Year Capital Program; and

WHEREAS, the Council of the Town of Orange Park has duly considered the proposed Five-Year Capital Program; and

WHEREAS, the citizens of the Town of Orange Park have had an opportunity, through a public hearing, to express their views on said Capital Program;

NOW, THEREFORE, BE IT RESOLVED BY THE COUNCIL OF THE TOWN OF ORANGE PARK, FLORIDA as follows:

1. That the Five-Year Capital Program is hereby approved and adopted subject to such changes as may be necessary from time to time as needs and priorities change and, further subject to development of sufficient revenues to fund such program.
2. That this Resolution shall take effect upon adoption.

This Resolution was adopted by the Council of the Town of Orange Park, Florida in official session assembled this _____ day of August, 2010.

Bob Standifer, Mayor

ATTEST:

Theresa Sumner, Recording Secretary



Town of Orange Park

2042 Park Avenue • Orange Park, Florida 32073 • Telephone 904/264-9565

August 13, 2010

Honorable Mayor and Members of the Town Council
Town of Orange Park
Orange Park, Florida

Dear Mayor/Members of Council:

I am pleased to transmit the attached copy of the proposed Five Year Capital Improvement Plan for the years 2010/2011 through 2014/2015. Staff has been working diligently to present you with the most thorough information on revenues, proposed projects, and anticipated expenditures in a time line that makes the most sense for the health, safety and welfare of the Town residents and greater Orange Park community.

This plan is very different from the plan presented to you in June of this year. At the Council workshop in July you identified six priority projects for the first year of this plan. All six of those projects are represented in this plan and are fully funded in the first year as well.

In addition to the changes from Council, staff has re-evaluated the method for reporting how monies and projects previously budgeted will be presented. They will now also be accounted for in the Five Year Plan. This change resulted in a "sweep" of old funds and old projects into the document you see today. The sweep of old funding for governmental capital projects resulted in a net gain of approximately \$1.5 Million, while the projects carried forward total less than \$200,000.

An additional reconciliation was conducted to compare the actual cash accounts for one-cent sales tax with the budgeted one-cent sales tax amounts for each year. Historically, the actual revenue in each year exceeded the budgeted revenue. The cash accounts therefore, carry a balance that can also be applied toward capital funding. Initial review of the June 2010 statements indicate an additional \$2 Million is available in the governmental capital projects funds. Further reconciliation will be conducted from the July 2010 statements.

A number of additional projects have been discussed in recent months either at the Council or staff level. I have added them to this plan as well. For the most part they fall in the later years of the plan and do not

need to be addressed this year. Discussions with engineering consultants have resulted in the adjustment of some project totals to more accurately reflect the anticipated expenses.


Below is a simplified breakdown of the Governmental Funds formula for year one of the Five Year Plan:

Cash account balance:	\$2,000,000	
“Sweep” of old budgets :	\$1,518,000	
Total Carry forward:		\$3,518,000
Interest Income:	\$ 22,000	
Projected one-cent revenue:	\$ 980,000	
Total Available revenue:		\$4,520,000
First Year Project Totals:	(\$1,503,000)	
Balance:		\$3,017,000

This Five Year Plan does not appropriate the funding for the projects specified. Each of the first year projects outlined in the plan will become part of the proposed budget for 2010-2011 and future projects will be included in the budgets for their respective years.

Orange Park has an outstanding reputation for addressing the capital needs for infrastructure, municipal management, and recreation. The plan presented to you represents a fair assessment of the capital improvements needed in the Town and desired by the Council for the betterment of the community. I look forward to reviewing the details of the revenues, projects, expenditures and timelines with you at the meeting on August 17, 2010.

Respectfully submitted,


Sarah J. Campbell
Interim Town Manager

CC: All Department Heads

CONTENTS

TITLE PAGE	
MANAGERS INTRODUCTION LETTER	
GENERAL FUND REVENUE SUMMARY	PAGE 1
SALES TAX AND GAS TAX EXPENDITURE SUMMARY	PAGE 2
LEGISLATIVE DEPARTMENT	PAGE 3
EXECUTIVE DEPARTMENT	PAGE 4
ELECTION	PAGE 5
FINANCE DEPARTMENT	PAGE 6
GENERAL SERVICES DEPARTMENT	PAGE 7
POLICE DEPARTMENT	PAGE 8
FIRE DEPARTMENT	PAGE 9
EQUIPMENT MAINTENANCE DIVISION	PAGE 10
PARKS/RECREATION DEPARTMENT	PAGE 11
STREET PROJECTS (1 CENT SALES TAX)	PAGE 12
STREET PROJECTS (GAS TAX)	PAGE 13
WATER, SEWER AND SANITATION REVENUE SUMMARY	PAGE 14
WATER, SEWER AND SANITATION EXPENDITURE SUMMARY	PAGE 15
WATER PROJECTS	PAGE 16
SEWER PROJECTS	PAGE 17
SANITATION DIVISION	PAGE 18
FAIR SHARE SPECIAL REVENUE FUND-REVENUE	PAGE 19
FAIR SHARE SPECIAL REVENUE FUND-EXPENDITURES	PAGE 20

TOWN OF ORANGE PARK

FISCAL YEARS 2010-2011 ENDING 2014-2015

5 YEAR PROJECTED CAPITAL PROGRAM
SUMMARY OF ESTIMATED REVENUES
GENERAL FUND

CAPREV1

	2010-2011 FISCAL YEAR	2011-2012 FISCAL YEAR	2012-2013 FISCAL YEAR	2013-2014 FISCAL YEAR	2014-2015 FISCAL YEAR	5 YEAR TOTAL
GENERAL FUND REVENUES- FUND 306 (OTHER) SALES TAX						
INTEREST INCOME	\$22,000	\$20,000	\$18,000	\$18,000	\$18,000	\$96,000
1 CENT LOCAL OPTION SALES TAX	\$980,000	\$999,600	\$1,019,592	\$1,039,984	\$1,060,784	\$5,099,960
OTHER-LEASES, GRANTS AND PRIOR YEAR FUND BALANCES	\$501,000	\$1,141,400	\$859,408	\$125,016	\$0	\$2,626,824
TOTAL	\$1,503,000	\$2,161,000	\$1,897,000	\$1,183,000	\$1,078,784	\$7,822,784
REVENUE						
GENERAL FUND REVENUES - FUND 302 (TRANSPORTATION RELATED)						
GAS TAX	\$312,000	\$318,240	\$324,605	\$331,097	\$337,719	\$1,623,661
TOTAL	\$312,000	\$318,240	\$324,605	\$331,097	\$337,719	\$1,623,661

TOWN OF ORANGE PARK

FISCAL YEARS 2010-2011 ENDING 2014-2015

5 YEAR PROJECTED CAPITAL PROGRAM
EXPENDITURES - SUMMARY BY DEPARTMENT

SALES TAX FUND (306)

PAGE 2

GENERAL FUND: EXPENDITURES DEPARTMENT	2010-2011 FISCAL YEAR	2011-2012 FISCAL YEAR	2012-2013 FISCAL YEAR	2013-2014 FISCAL YEAR	2014-2015 FISCAL YEAR	5 YEAR TOTAL
LEGISLATIVE	\$5,000	\$0	\$0	\$0	\$0	\$5,000
EXECUTIVE	\$0	\$0	\$0	\$0	\$0	\$0
ELECTIONS	\$0	\$0	\$0	\$0	\$0	\$0
FINANCE	\$20,000	\$70,000	\$5,000	\$5,000	\$5,000	\$105,000
GENERAL SERVICES	\$0	\$0	\$50,000	\$150,000	\$0	\$200,000
POLICE	\$131,000	\$119,000	\$46,000	\$101,000	\$46,000	\$443,000
FIRE	\$0	\$0	\$30,000	\$35,000	\$0	\$65,000
EQUIPMENT MAINTENANCE	\$0	\$0	\$0	\$0	\$0	\$0
PARKS & RECREATION	\$520,000	\$265,000	\$305,000	\$20,000	\$300,000	\$1,410,000
STREET & DRAINAGE PROJECTS	\$827,000	\$1,707,000	\$1,461,000	\$872,000	\$452,000	\$5,319,000
TRANSFER TO OTHER FUND(S)	\$0	\$0	\$0	\$0	\$0	\$0
SUBTOTAL	\$1,503,000	\$2,161,000	\$1,897,000	\$1,183,000	\$803,000	\$7,547,000
					5 YEAR TOTAL	
GAS TAX FUNDING (302) (TRANSPORTATION RELATED)	2010-2011 FISCAL YEAR	2011-2012 FISCAL YEAR	2012-2013 FISCAL YEAR	2013-2014 FISCAL YEAR	2014-2015 FISCAL YEAR	5 YEAR TOTAL
TRANSFER TO GENERAL FUND STREET OPERATING	\$312,000	\$318,240	\$324,605	\$331,097	\$337,719	\$1,623,661
TOTAL	\$312,000	\$318,240	\$324,605	\$331,097	\$337,719	\$1,623,661

TOWN OF ORANGE PARK

FISCAL YEARS 2010-2011 ENDING 2014-2015

5 YEAR PROJECTED CAPITAL PROGRAM

LEGISLT

DEPARTMENT: LEGISLATIVE NAME OF ITEM	2010-2011 CONST EST	2010-2011 ANNUAL O&M	2011-2012 CONST EST	2011-2012 ANNUAL O&M	2012-2013 CONST EST	2012-2013 ANNUAL O&M	2013-2014 CONST EST	2013-2014 ANNUAL O&M	2014-2015 CONST EST	2014-2015 ANNUAL O&M	5 YEAR CONST EST
OUTDOOR ANNOUNCEMENT BOARD	\$5,000	\$100	\$0	\$0	\$0	\$0	\$0	\$0	\$0	\$0	\$5,000
TOTALS:	\$5,000	\$100	\$0	\$0	\$0	\$0	\$0	\$0	\$0	\$0	\$5,000
										5 YEAR TOTAL:	\$5,000

TOWN OF ORANGE PARK

FISCAL YEARS 2010-2011 ENDING 2014-2015
5 YEAR PROJECTED CAPITAL PROGRAM

PAGE 5

ELECTION	DEPARTMENT: ELECTIONS	2010-2011 CONST EST	2010-2011 ANNUAL O&M	2011-2012 CONST EST	2011-2012 ANNUAL O&M	2012-2013 CONST EST	2012-2013 ANNUAL O&M	2013-2014 CONST EST	2013-2014 ANNUAL O&M	2014-2015 CONST EST	2014-2015 ANNUAL O&M	5 YEAR CONST EST
NONE		\$0	\$0	\$0	\$0	\$0	\$0	\$0	\$0	\$0	\$0	\$0
TOTALS:		\$0	\$0	\$0	\$0	\$0	\$0	\$0	\$0	\$0	\$0	\$0
											5 YEAR TOTAL:	\$0

TOWN OF ORANGE PARK

FISCAL YEAR: FISCAL YEARS 2010-2011 ENDING 2014-2015

5 YEAR PROJECTED CAPITAL PROGRAM

PAGE 6

DEPARTMENT: FINANCE PROJECT/ITEM	2010-2011 CONST EST	2010-2011 ANNUAL O&M	2011-2012 CONST EST	2011-2012 ANNUAL O&M	2012-2013 CONST EST	2012-2013 ANNUAL O&M	2013-2014 CONST EST	2013-2014 ANNUAL O&M	2014-2015 CONST EST	2014-2015 ANNUAL O&M	5 YEAR CONST EST
AS 400	\$0	\$0	\$60,000	\$5,000	\$0	\$0	\$0	\$0	\$0	\$0	\$60,000
AS 400 TECHNOLOGY UPGRADES & IMPROVEMENTS	\$20,000	\$2,000	\$5,000	\$0	\$5,000	\$0	\$5,000	\$0	\$5,000	\$0	\$40,000
LOCAL AREA NETWORK HARDWARE	\$0	\$0	\$5,000	\$200	\$0	\$0	\$0	\$0	\$0	\$0	\$5,000
TOTALS:	\$20,000	\$2,000	\$70,000	\$5,200	\$5,000	\$0	\$5,000	\$0	\$5,000	\$0	\$105,000
										5 YEAR TOTAL:	\$105,000

TOWN OF ORANGE PARK

FISCAL YEARS 2010-2011 ENDING 2014-2015
5 YEAR PROJECTED CAPITAL PROGRAM

GENSVIC

PAGE 7

DEPARTMENT:GENERAL SVC PROJECT/ITEM	2010-2011 CONST EST	2010-2011 ANNUAL O&M	2011-2012 CONST EST	2011-2012 ANNUAL O&M	2012-2013 CONST EST	2012-2013 ANNUAL O&M	2013-2014 CONST EST	2013-2014 ANNUAL O&M	2014-2015 CONST EST	2014-2015 ANNUAL O&M	5 YEAR CONST EST
RENOVATE TOWN HALL RESTROOMS	\$0	\$0	\$0	\$0	\$20,000	\$400	\$0	\$0	\$0	\$0	\$20,000
SIGNS-TOWN HALL PARK	\$0	\$0	\$0	\$0	\$30,000	\$400	\$0	\$0	\$0	\$0	\$30,000
GATEWAY SIGN @ ENTRANCE TO TOWN US17 @ I-295	\$0	\$0	\$0	\$0	\$0	\$0	\$50,000	\$600	\$0	\$0	\$50,000
CONST NEW TOWN HALL RESTROOMS	\$0	\$0	\$0	\$0	\$0	\$0	\$100,000	\$1,200	\$0	\$0	\$100,000
TOTALS:	\$0	\$0	\$0	\$0	\$50,000	\$800	\$150,000	\$1,800	\$0	\$0	\$200,000
										5 YEAR TOTAL:	\$200,000

TOWN OF ORANGE PARK

FISCAL YEARS 2010-2011 ENDING 2014-2015
5 YEAR PROJECTED CAPITAL PROGRAM

POLICE

DEPARTMENT: POLICE PROJECT/ITEM	2010-2011 CONST EST	2010-2011 ANNUAL O&M	2011-2012 CONST EST	2011-2012 ANNUAL O&M	2012-2013 CONST EST	2012-2013 ANNUAL O&M	2013-2014 CONST EST	2013-2014 ANNUAL O&M	2014-2015 CONST EST	2014-2015 ANNUAL O&M	5 YEAR CONST EST
AWNINGS & GUTTERS	\$46,000	\$460	\$18,000	\$180	\$0	\$0	\$0	\$0	\$0	\$0	\$64,000
COMMUNICATION AND INFORMATION TECHNOLOGY IMPROVEMENTS	\$30,000	\$300	\$46,000	\$460	\$46,000	\$460	\$46,000	\$460	\$46,000	\$400	\$214,000
REPLACE POLICE VEHICLES	\$55,000	\$500	\$55,000	\$500	\$0	\$0	\$55,000	\$500	\$0	\$0	\$165,000
TOTALS:	\$131,000	\$1,260	\$119,000	\$1,140	\$46,000	\$460	\$101,000	\$960	\$46,000	\$400	\$443,000

5 YEAR TOTAL: \$443,000

TOWN OF ORANGE PARK

FISCAL YEARS 2010-2011 ENDING 2014-2015

5 YEAR PROJECTED CAPITAL PROGRAM

DEPARTMENT: FIRE PROJECT/ITEM	2010-2011 CONST EST	2010-2011 ANNUAL O&M	2011-2012 CONST EST	2011-2012 ANNUAL O&M	2012-2013 CONST EST	2012-2013 ANNUAL O&M	2013-2014 CONST EST	2013-2014 ANNUAL O&M	2014-2015 CONST EST	2014-2015 ANNUAL O&M	5 YEAR CONST EST
TRAFFIC SIGNAL PREEMPTION	\$0	\$0	\$0	\$0	\$30,000	\$800	\$0	\$0	\$0	\$0	\$30,000
REPLACE FIRE MARSHAL'S VEHICLE	\$0	\$0	\$0	\$0	\$0	\$0	\$35,000	\$500	\$0	\$0	\$35,000
TOTALS:	\$0	\$0	\$0	\$0	\$30,000	\$800	\$35,000	\$500	\$0	\$0	\$65,000
										5 YEAR TOTAL:	\$65,000

TOWN OF ORANGE PARK

FISCAL YEARS 2010-2011 ENDING 2014-2015
5 YEAR PROJECTED CAPITAL PROGRAM

PARKS-REC

DEPARTMENT: PARKS & REC PROJECT/ITEM	2010-2011 CONST EST	2010-2011 ANNUAL O&M	2011-2012 CONST EST	2011-2012 ANNUAL O&M	2012-2013 CONST EST	2012-2013 ANNUAL O&M	2013-2014 CONST EST	2013-2014 ANNUAL O&M	2014-2015 CONST EST	2014-2015 ANNUAL O&M	5 YEAR CONST EST
SKATEBOARD PARK IMPROVEMENTS	\$0	\$0	\$5,000	\$500	\$0	\$0	\$0	\$0	\$0	\$0	\$5,000
SKATEBOARD PARK-RAMPS	\$0	\$0	\$5,000	\$500	\$5,000	\$500	\$0	\$0	\$0	\$0	\$10,000
CONSTRUCTION KINGSLEY MOD	\$80,000	\$1,500	\$0	\$0	\$0	\$0	\$0	\$0	\$0	\$0	\$80,000
CONSTRUCTION OF PIER	\$0	\$0	\$0	\$0	\$300,000	\$3,000	\$0	\$0	\$300,000	\$3,000	\$600,000
DEBARRY POCKET PARK	\$0	\$0	\$10,000	\$500	\$0	\$0	\$20,000	\$500	\$0	\$0	\$30,000
TENNIS COURT PARK LOT & LIGHT	\$0	\$0	\$100,000	\$1,000	\$0	\$0	\$0	\$0	\$0	\$0	\$100,000
DOGWOOD LANE IMPROVEMENTS	\$200,000	\$1,600	\$0	\$0	\$0	\$0	\$0	\$0	\$0	\$0	\$200,000
CLARKE PARK FENCE	\$0	\$0	\$80,000	\$400	\$0	\$0	\$0	\$0	\$0	\$0	\$80,000
TC MILLER CENTER BATHROOMS	\$0	\$0	\$40,000	\$1,500	\$0	\$0	\$0	\$0	\$0	\$0	\$40,000
CEMETERY PAVING (WB) & IRRIGATION	\$120,000	\$200	\$0	\$0	\$0	\$0	\$0	\$0	\$0	\$0	\$120,000
OPAA IMPROVEMENTS	\$20,000	\$200	\$0	\$0	\$0	\$0	\$0	\$0	\$0	\$0	\$20,000
CLOTHES CLOSET SPRINKLER SYSTEM	\$0	\$0	\$25,000	\$0	\$0	\$0	\$0	\$0	\$0	\$0	\$25,000
SMITH STREET PARKS & REC BUILDING	\$100,000	\$1,000	\$0	\$0	\$0	\$0	\$0	\$0	\$0	\$0	\$100,000
TOTALS:	\$520,000	\$4,500	\$265,000	\$4,400	\$305,000	\$3,500	\$20,000	\$500	\$300,000	\$3,000	\$1,410,000

TOWN OF ORANGE PARK

FISCAL YEARS 2010-2011 ENDING 2014-2015

5 YEAR PROJECTED CAPITAL PROGRAM

STREETS - 1 CENT SALES TAX FUNDED

DEPARTMENT: STREETS PROJECT/ITEM	2010-2011 CONST EST ANNUAL O&M	2011-2012 CONST EST ANNUAL O&M	2012-2013 CONST EST ANNUAL O&M	2013-2014 CONST EST ANNUAL O&M	2014-2015 CONST EST ANNUAL O&M	2014-2015 CONST EST ANNUAL O&M	2014-2015 CONST EST ANNUAL O&M	5 YEAR CONST EST
SIDEWALK IMPROVEMENTS - TOWN WIDE	\$30,000	\$30,000	\$30,000	\$30,000	\$30,000	\$30,000	\$1,500	\$150,000
DRAINAGE/DITCH IMPROVEMENTS - TOWN WIDE	\$0	\$0	\$144,000	\$0	\$0	\$0	\$0	\$144,000
VILLAGE WAY UNDERDRAINS & SIDEWALKS PAVING PHASE II	\$0	\$160,000	\$0	\$0	\$0	\$0	\$0	\$160,000
KINGSLEY AVE PAVE & DRAIN SIDEWALK IMPROVEMENTS	\$0	\$0	\$0	\$180,000	\$0	\$185,000	\$2,400	\$365,000
GROVE PARK IMPROVEMENTS PHASE I	\$0	\$225,000	\$0	\$0	\$0	\$0	\$0	\$225,000
PAVING IMPROVEMENTS - TOWN WIDE	\$15,000	\$15,000	\$15,000	\$15,000	\$15,000	\$15,000	\$1,200	\$75,000
UNDERDRAIN IMPROVEMENTS - TOWN WIDE	\$20,000	\$20,000	\$20,000	\$20,000	\$20,000	\$20,000	\$500	\$100,000
CAMPBELL AVE IMPROVEMENTS	\$80,000	\$0	\$0	\$0	\$0	\$0	\$0	\$80,000
CONST TRAFFIC SIGNAL WELLS RD@DEBARRY	\$0	\$20,000	\$140,000	\$0	\$0	\$0	\$0	\$160,000
CONST TRAFFIC SIGNAL GANO AVE@DEBARRY	\$0	\$10,000	\$110,000	\$0	\$0	\$0	\$0	\$120,000
STREET SIGNS UPGRADE	\$2,000	\$2,000	\$2,000	\$2,000	\$2,000	\$2,000	\$100	\$10,000
MILLER STREET/GANO AVE RESURFACING	\$0	\$315,000	\$0	\$0	\$0	\$0	\$0	\$315,000
STOWE AVE DRAINAGE IMPROVEMENTS	\$0	\$0	\$0	\$125,000	\$0	\$0	\$0	\$125,000
MONTCLAIR S/D DITCH PIPING	\$400,000	\$0	\$0	\$0	\$0	\$0	\$0	\$400,000
KINGSLEY AVE PARKING PHASE I	\$200,000	\$0	\$0	\$0	\$0	\$0	\$0	\$200,000
KINGSLEY AVE PARKING PHASE II	\$0	\$0	\$200,000	\$0	\$0	\$0	\$0	\$200,000
KINGSLEY AVE PARKING PHASE III	\$0	\$0	\$0	\$0	\$0	\$200,000	\$1,500	\$200,000
REED STREET IMPROVEMENTS	\$50,000	\$0	\$0	\$0	\$0	\$0	\$0	\$50,000
KINGSLEY AT PLAINFIELD	\$0	\$500,000	\$0	\$0	\$0	\$0	\$0	\$500,000
PLAINFIELD AVE PHASE I	\$0	\$0	\$0	\$0	\$0	\$0	\$0	\$500,000
PLAINFIELD AVE PHASE II	\$0	\$0	\$0	\$0	\$0	\$0	\$0	\$500,000
WELLS ROAD IMPROVEMENTS	\$20,000	\$0	\$0	\$500,000	\$2,500	\$0	\$0	\$500,000
WELLS AT 17 IMPROVEMENT	\$0	\$350,000	\$300,000	\$0	\$0	\$0	\$0	\$650,000
HICKORY LANE DRAINAGE	\$0	\$60,000	\$0	\$0	\$0	\$0	\$0	\$60,000
TOTALS	\$827,000	\$1,707,000	\$1,461,000	\$872,000	\$10,700	\$452,000	\$7,200	\$5,319,000

TOWN OF ORANGE PARK

FISCAL YEARS 2010-2011 ENDING 2014-2015

5 YEAR PROJECTED CAPITAL PROGRAM
SUMMARY OF ESTIMATED REVENUES

WATER & SEWER FUND

	2010-2011 FISCAL YEAR	2011-2012 FISCAL YEAR	2012-2013 FISCAL YEAR	2013-2014 FISCAL YEAR	2014-2015 FISCAL YEAR	5 YEAR TOTAL
REVENUE SOURCES: WATER & SEWER:						
CAPITAL WATER AND SEWER CONNECTIONS	\$300,000	\$0	\$0	\$0	\$0	\$300,000
NET ASSETS/TRANSFER FROM FUND 306	\$2,424,000	\$1,242,000	\$882,000	\$1,007,000	\$216,000	\$5,771,000
SALES TAX/OPERATING REVENUES	\$2,724,000	\$1,242,000	\$882,000	\$1,007,000	\$216,000	\$6,071,000
TOTAL						

SANITATION FUND

	2010-2011 FISCAL YEAR	2011-2012 FISCAL YEAR	2012-2013 FISCAL YEAR	2013-2014 FISCAL YEAR	2014-2015 FISCAL YEAR	5 YEAR TOTAL
REVENUE SOURCES: SANITATION:						
NET ASSETS/OPERATIONS	\$197,000	\$0	\$0	\$0	\$0	\$197,000
BORROWED FUNDS	\$0	\$186,000	\$180,000	\$150,000	\$180,000	\$696,000
TOTAL	\$197,000	\$186,000	\$180,000	\$150,000	\$180,000	\$893,000

TOWN OF ORANGE PARK

FISCAL YEARS 2010-2011 ENDING 2014-2015
 COMBINED EXPENDITURES FOR WATER, SEWER AND SANITATION
 5 YEAR PROJECTED CAPITAL PROGRAM
 DEPARTMENT SUMMARY

CIFEXPT2

PAGE 15

DEPARTMENT: EXPENDITURES	2010-2011 FISCAL YEAR	2011-2012 FISCAL YEAR	2012-2013 FISCAL YEAR	2013-2014 FISCAL YEAR	2014-2015 FISCAL YEAR	5 YEAR TOTAL
WATER AND SEWER FUND						
WATER	\$102,000	\$407,000	\$717,000	\$717,000	\$66,000	\$2,009,000
SEWER	\$2,622,000	\$835,000	\$165,000	\$290,000	\$150,000	\$4,062,000
TOTALS	\$2,724,000	\$1,242,000	\$882,000	\$1,007,000	\$216,000	\$6,071,000
					5 YEAR TOTAL	

DEPARTMENT: EXPENDITURES	2010-2011 FISCAL YEAR	2011-2012 FISCAL YEAR	2012-2013 FISCAL YEAR	2013-2014 FISCAL YEAR	2014-2015 FISCAL YEAR	5 YEAR TOTAL
SANITATION FUND						
EQUIPMENT REPLACEMENT	\$197,000	\$186,000	\$180,000	\$150,000	\$180,000	\$893,000
TOTALS	\$197,000	\$186,000	\$180,000	\$150,000	\$180,000	\$893,000
					5 YEAR TOTAL	

TOWN OF ORANGE PARK

FISCAL YEARS 2010-2011 ENDING 2014-2015

5 YEAR PROJECTED CAPITAL PROGRAM

DEPARTMENT, WATER PROJECT/ITEM	2010-2011 CONST EST	2010-2011 ANNUAL O&M	2011-2012 CONST EST	2011-2012 ANNUAL O&M	2012-2013 CONST EST	2012-2013 ANNUAL O&M	2013-2014 CONST EST	2013-2014 ANNUAL O&M	2014-2015 CONST EST	2014-2015 ANNUAL O&M	5 YEAR CONST EST
ASH/SMITH ST. WATER PLANT IMPROVEMENTS & EQUIPMENT UPGRADES	\$30,000	\$500	\$10,000	\$500	\$10,000	\$500	\$10,000	\$500	\$10,000	\$500	\$70,000
UPGRADE EXISTING WATER MAINS	\$40,000	\$200	\$20,000	\$200	\$20,000	\$200	\$20,000	\$200	\$20,000	\$200	\$120,000
REPLACE WATER SERVICES TOWN WIDE	\$12,000	\$100	\$12,000	\$100	\$12,000	\$100	\$12,000	\$100	\$12,000	\$100	\$60,000
PLAINFIELD AVE. WATER LINE & VALVE IMP.	\$0	\$0	\$165,000	\$2,000	\$165,000	\$2,000	\$165,000	\$2,000	\$0	\$0	\$495,000
GROVE PARK WTR IMPROVE PHASE I	\$0	\$0	\$0	\$0	\$240,000	\$1,250	\$0	\$0	\$0	\$0	\$240,000
KINGSLEY/GANO WATER LOOP	\$0	\$0	\$0	\$0	\$110,000	\$800	\$0	\$0	\$0	\$0	\$110,000
PHASE II VILLAGE WAY	\$0	\$0	\$140,000	\$1,500	\$0	\$0	\$0	\$0	\$0	\$0	\$140,000
AUTOMATED METER READING	\$0	\$0	\$40,000	\$2,000	\$40,000	\$2,000	\$40,000	\$2,000	\$4,000	\$2,000	\$124,000
DOLPHIN CT. WATER LINE	\$0	\$0	\$0	\$0	\$100,000	\$2,000	\$0	\$0	\$0	\$0	\$100,000
REPLACE FIRE HYDRANTS TOWN WIDE	\$20,000	\$200	\$20,000	\$200	\$20,000	\$200	\$20,000	\$200	\$20,000	\$200	\$100,000
ELEVATED WATER TOWER	\$0	\$0	\$0	\$0	\$0	\$0	\$450,000	\$4,000	\$0	\$0	\$450,000
WATER TOTAL	\$102,000	\$1,000	\$407,000	\$6,500	\$717,000	\$9,050	\$717,000	\$9,000	\$66,000	\$3,000	\$2,009,000

TOWN OF ORANGE PARK

FISCAL YEARS 2010-2011 ENDING 2014-2015
5 YEAR PROJECTED CAPITAL PROGRAM

SEWER

PAGE 17

DEPARTMENT: SEWER PROJECT/ITEM	2010-2011 CONST EST	2010-2011 ANNUAL O&M	2011-2012 CONST EST	2011-2012 ANNUAL O&M	2012-2013 CONST EST	2012-2013 ANNUAL O&M	2013-2014 CONST EST	2013-2014 ANNUAL O&M	2014-2015 CONST EST	2014-2015 ANNUAL O&M	5 YEAR CONST EST
AWWT PHASE II	\$2,100,000	\$50,000	\$0	\$0	\$0	\$0	\$0	\$0	\$0	\$0	\$2,100,000
ST. JOHNS EFFLUENT LINE	\$0	\$0	\$300,000	\$5,000	\$0	\$0	\$0	\$0	\$0	\$0	\$300,000
REHAB MOOSEHAVEN LIFT STATION	\$140,000	\$3,500	\$0	\$0	\$0	\$0	\$0	\$0	\$0	\$0	\$140,000
REHAB GANO LIFT STATION	\$140,000	\$3,500	\$0	\$0	\$0	\$0	\$0	\$0	\$0	\$0	\$140,000
REHAB LIFT STATIONS (6)	\$0	\$0	\$280,000	\$2,000	\$140,000	\$1,000	\$280,000	\$2,000	\$140,000	\$1,000	\$840,000
REPLACE SEWER LINES	\$12,000	\$0	\$0	\$0	\$0	\$0	\$0	\$0	\$0	\$0	\$12,000
SEWER LINE WELLS	\$0	\$0	\$200,000	\$2,000	\$0	\$0	\$0	\$0	\$0	\$0	\$200,000
ASH STREET SEWER LINE	\$200,000	\$2,000	\$0	\$0	\$0	\$0	\$0	\$0	\$0	\$0	\$200,000
SLUDGE DRYING BED IMPROVEMENTS	\$0	\$0	\$15,000	\$500	\$15,000	\$500	\$0	\$0	\$0	\$0	\$30,000
MANHOLE IMPROVEMENTS	\$0	\$0	\$10,000	\$200	\$10,000	\$200	\$10,000	\$200	\$10,000	\$200	\$40,000
PURCHASE EMERGENCY GENERATORS FOR TOWN LIFT STATIONS	\$30,000	\$1,000	\$30,000	\$0	\$0	\$0	\$0	\$0	\$0	\$0	\$60,000
SEWER - TOTALS	\$2,622,000	\$60,000	\$835,000	\$9,700	\$165,000	\$1,700	\$290,000	\$2,200	\$150,000	\$1,200	\$4,062,000

TOWN OF ORANGE PARK

FISCAL YEARS 2010-2011 ENDING 2014-2015

5 YEAR PROJECTED CAPITAL PROGRAM

SANITATION/RECYCLING

DEPARTMENT: PROJECT/ITEM	2010-2011 CONST EST	2010-2011 ANNUAL O&M	2011-2012 CONST EST	2011-2012 ANNUAL O&M	2012-2013 CONST EST	2012-2013 ANNUAL O&M	2013-2014 CONST EST	2013-2014 ANNUAL O&M	2014-2015 CONST EST	2014-2015 ANNUAL O&M	5 YEAR CONST EST
REPLACE (2) GARBAGE TRUCKS #44 and #40	\$180,000	\$3,500	\$0	\$0	\$180,000	\$3,500	\$0	\$0	\$180,000	\$3,500	\$540,000
REPLACE (2) TRASH TRUCKS #41, #74	\$0	\$0	\$150,000	\$2,200	\$0	\$0	\$150,000	\$2,200	\$0	\$0	\$300,000
REPLACE UNIT #67	\$0	\$0	\$36,000	\$1,800	\$0	\$0	\$0	\$0	\$0	\$0	\$36,000
REPLACE RECYCLING TRUCK #68	\$17,000	\$1,400	\$0	\$0	\$0	\$0	\$0	\$0	\$0	\$0	\$17,000
TOTALS	\$197,000	\$4,900	\$186,000	\$4,000	\$180,000	\$3,500	\$150,000	\$2,200	\$180,000	\$3,500	\$893,000
										5 YEAR TOTAL:	

TOWN OF ORANGE PARK

FISCAL YEARS 2010-2011 ENDING 2014-2015

5 YEAR PROJECTED CAPITAL PROGRAM
FAIR SHARE SPECIAL REVENUE FUND

CAPREV3

	2010-2011 FISCAL YEAR	2011-2012 FISCAL YEAR	2012-2013 FISCAL YEAR	2013-2014 FISCAL YEAR	2014-2015 FISCAL YEAR	5 YEAR TOTAL
REVENUE SOURCES:						
FAIR SHARE:						
FAIR SHARE	\$5,800	\$0	\$0	\$0	\$0	\$5,800
OTHER-INTEREST INCOME	\$400	\$0	\$0	\$0	\$0	\$400
OTHER-FUND BALANCE(PRIOR YR)	\$0	\$117,000	\$0	\$0	\$0	\$117,000
TOTAL	\$6,200	\$117,000	\$0	\$0	\$0	\$123,200

